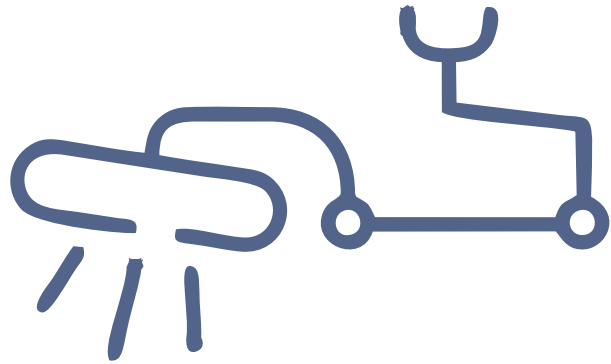


OPERATING ROOM SURGICAL TABLE



PMT
3006EH

ELECTRO HYDRAULIC **OPERATING TABLE**



SALIENT FEATURES :

- The eccentrically positioned Five section Radio - Translucent Top fixed on heavy duty Stainless Steel SS304 Grade Sheet arms without cross members , to optimize image intensifier accessibility for both A / P and Lateral Exposures .
- Operating positions of table top i.e. Height adjustment , Back Section , Trendelenburg , Reverse Trendelenburg , Lateral Table Top Sliding are quickly and precisely controlled by handheld Remote with backlit symbolic soft touch buttons .
- Remote controlled movements are operated by an IMPORTED ELECTRO - HYDRAULIC SYSTEM comprising Hydraulic Motor Pump and Solenoid Valves to assure smooth and quiet movements .
- Interchangeable and detachable Head & Leg sections allow full table length use of image intensifier and use of table in different surgical procedures .
- Head and Foot section are operated manually .
- Kidney Elevator - manually operated - Radiolucent
- Large perineal cut - out for drainage
- A strong and sturdy base incorporating four swivel castors with independent locking system ensures stability and smooth floor movements
- Easy to clean Stainless Steel SS304 Grade Base and Column cover to minimize infection risk .
- Stainless Steel SS304 Grade Side Rails and Accessories .

ELECTRO - HYDRAULIC OPERATING TABLE is an affordable yet high quality multipurpose electro- hydraulic operating table, specially designed for C-ARM image intensifier to meet the requirement of different surgery. with its total Radio-Translucent table top table is easy to access the entire anatomy of the patient.

SN.NO	Description	
1	Tabletop Length/width	≥2100/550mm
2	Tabletop Elevation(up/down)	≥1050/≤750mm
3	Trendelenburg/Anti-trendelenburg	≥35°/≥35°
4	lateral tilt (left and right)	≥25°
5	Head plate adjustmentUp	≥40°,down:≥90°,flexible:≥40°
6	Leg plate adjustment	electric up:≥80° electric down:≥90° manual down ≥90° manual outward:≥90°
7	Back plate adjustmentUp	≥80°/ down:≥45°
8	Sliding	250mm - 310mm
9	Kidney Bridge	120mm
10	flex	≥225°
11	reflex	≤100°

STANDARD ACCESSORIES

L - shaped Anaesthetic Frame : 1 Pc.



Lateral Support with Pad : 2 Pcs.



Shoulder Support with Pad : 2 Pcs .




Padded Arm Board with strap : 2 Pcs .

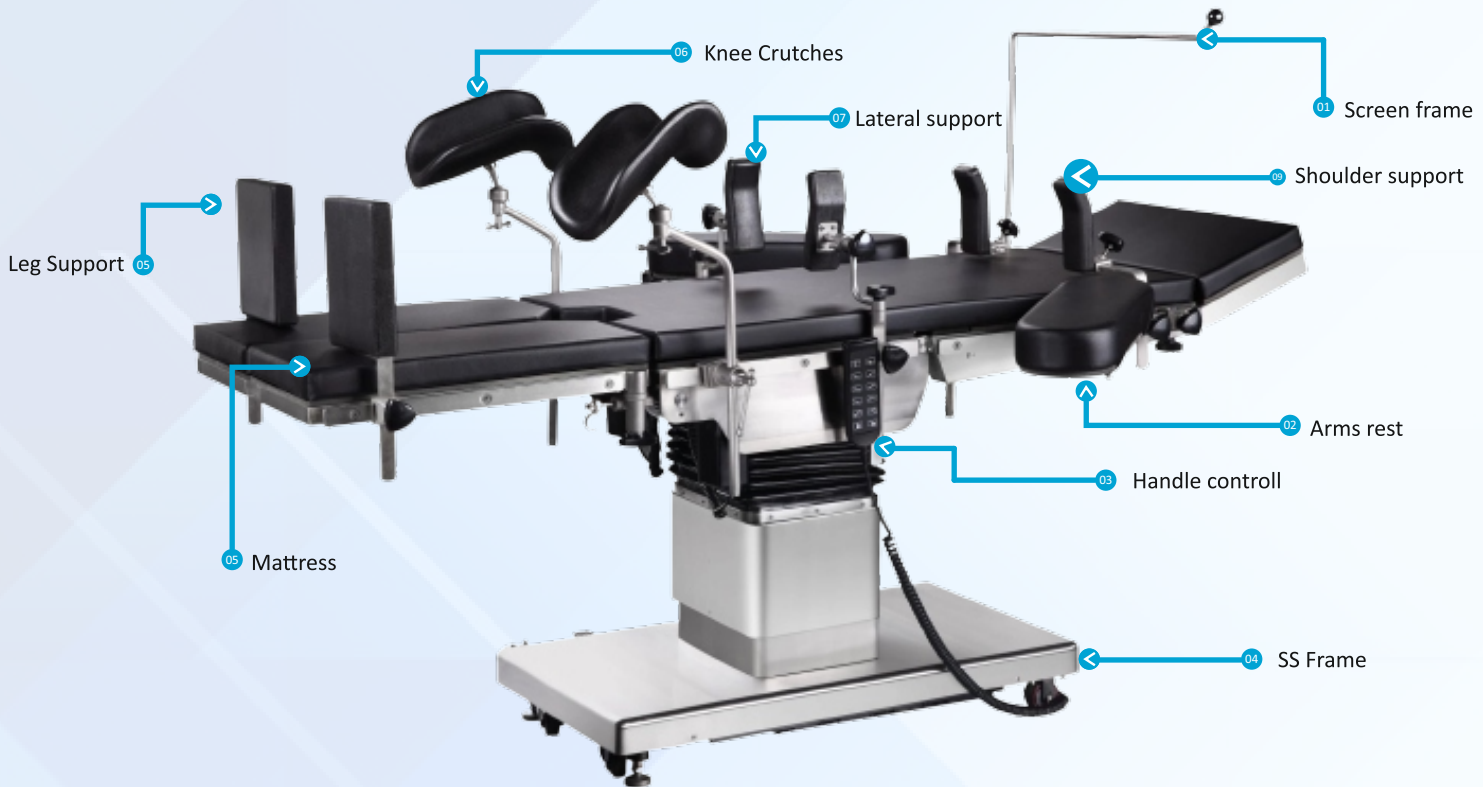


Knee Crutches with Pad : 2 Pcs .



50 MM High Density PU Foam Mattress 1 Set





SALIENT FEATURES :

- The eccentrically positioned five section Radio-Translucent table top made of heavy duty Stainless Steel SS304 Grade Sheet arms without cross members, to optimize image intensifier accessibility for both A/P and Lateral Exposures.
- Operating positions of table top i.e. Height adjustment, Back Section, Trendelenburg, Reverse Trendelenburg and Lateral Tilt are quickly and precisely controlled by handheld Remote with symbolic soft touch buttons.
- Remote controlled movements are operated by an Imported Linear-Actuator to assure smooth and quiet movements.
- Interchangeable and detachable Head & Leg sections allow full table length use of image intensifier and use of table in different surgical procedures.
- Head and Foot section are operated manually.
- Built-in Kidney Elevator — manually operated.
- Large perineal cut-out for drainage.
- A strong and sturdy base incorporating four swivel castors with independent locking system ensures stability and smooth floor movements.
- Easy to clean Stainless Steel SS304 Grade Base and Column cover to minimize infection risk.
- Stainless Steel SS304 Grade Side Rails and Accessories.

Electro Mechanical Operating Table is an affordable yet high quality multipurpose Electro-Mechanical operating table, specially designed for C-Arm Image Intensifier to meet the requirement of different surgery. With its total Radio-Translucent table top table is easy to access the entire anatomy of the patient.

TECHNICAL SPECIFICATION

- Table Top Dimension : Length 1960 mm , Width 525 mm (without Side Rails)
- Height Minimum 700 mm to Maximum 1000 mm (Without Mattress)
- Head Section : Up 45 degree , Down 90 degree
- Back Section : Up 75 degree , Down 25 degree
- Leg Section : Down 90 degree
- Trendelenburg / Reverse Trendelenburg : 25/25 degree
- Side Tilt : 20/20 degree Longitudinal Table Top Slide 250 mm

STANDARD ACCESSORIES

- L - shaped Anaesthetic Frame : 1 Pc.
- Lateral Support with Pad : 2 Pcs.
- Shoulder Support with Pad : 2 Pcs .
- Padded Arm Board with strap : 2 Pcs .
- Knee Crutches with Pad : 2 Pcs .
- 50 MM High Density PU Foam Mattress 1 Set

PMT
3006GY

ELECTRIC GYNECOLOGICAL OPERATING TABLE



SALIENT FEATURES :


- Obstetrics operating room table perfect for all kinds of gynecological operations. The cover for base and column is made of 304 stainless steel, good performance on anti-rust and easy to clean.

TECHNICAL SPECIFICATION

- Length of Table 1600 mm
- Width of Table Top 550 mm
- Minimum Height (without Mattress) Min. 700 mm
- Maximum Height (without Mattress) Max. 950 mm
- Lateral Tilt $\pm 20^\circ$
- Back Section $\pm 70^\circ$
- Floor Locking System Manual

STANDARD ACCESSORIES

- Arm Rest – 2 pcs.
- Birth Handle – 2 pcs.
- Mattress
- Gynae Tray



SALIENT FEATURES :

- The minimum height of ophthalmology operating table can be adjusted to 500mm. The well-known electromagnetic drive system is stable, reliable and noise-free during operation. It is the best choice for ophthalmology and ENT surgery.
- Removable head plate is easily to control by mechanical gear. The concave design in the middle of the headboard cushion meets the ergonomic requirements.
- The surface width can reach 550mm, allowing the patient to lie on it more comfortably
- The angle of the back plate and leg plate can be adjusted through the foot switch, which is convenient for the doctor to adjust the patient's position to the most ideal position during the ophthalmology operation.
- Mechanical pedal brakes are faster, convenient, safe and reliable.

Electric ophthalmic operating table uses a foot switch to adjust the leg, back and elevation of table. It is made of stainless steel, which is easy to clean and has high mechanical strength. Widen the ophthalmology table surface, concave headboard, high-quality memory mattress, improve patient comfort. In the absence of power, the built-in battery can support 50 operations.

The optional doctor seat can adjust the armrest back panel and seat height.

TECHNICAL SPECIFICATION

- Length and Width: 2080mm * 550mm
- Elevation(Up and Down): 700mm / 500mm
- Head Plate (Up and Down): 45°/ 90°
- Back Plate (Up and Down): 45°/ 20°
- Leg Plate (Up and Down): 45°/ 20°
- Horizontal Sliding: 300mm
- Voltage: 220V/110V
- Frequency: 50Hz / 60Hz
- Power Capacity: 1.0 KW
- Battery: Yes
- Mattress: Memory Mattress
- Main Material: 304 Stainless Steel
- Maximum Load Capacity : 200 KG
- Warranty: 1 Year

STANDARD ACCESSORIES

- Infusion Rod : 1 Set
- Arm Board: 1 Pair
- Instrument Tray: 1 Set
- Fixing Clamp: 1 Set
- Mattress: 1 Set
- Foot Switch: 1 Set

Accessories for Orthopadic and Neuro Surgery




Operating table designed to obtain ideal operative posture and to cope with various surgical procedure ranging from microsurgery to general surgery.



Shoulder Surgery Attachment

Hand Traction Device



Radiolucent Hand Operating Table



Hip Nailing Support



Tibia Support



Steinmein Pin Holder




Upper Arm Positioning Plate



Knee Arthroscopy Clamp




Set of Back, Buttock & Pubis Support



Spinal Frame



Horseshoe Head Support with Traction Pulley Attachment



Knee Positioning Device

Operation Table positions



Height Up



Height Down



Trendelenburg



Reverse Trendelenburg



Lateral Tilt-Right



Lateral Tilt-Left



Reflex Position




Flex Position

Extra Accessories



Leg Traction Device - Hanging Type - S.S 304 Grade



Leg Traction Device - Floor Mount - S.S 304 Grade



Hip-Nailing Support



Hand Surgery Attachment



Hand Surgery Table- Radio-Translucent




Adjustable Arm Rest-1



Adjustable Arm Rest-2



Set of Back, Buttock & Pubis Support (THR/TKR Support)



Arthroscopy Positioning Device (Arthroscopy Clamp)



Shoulder Surgery Attachment (Beach Chair Position)



Radiolucent Spinal Bridge Wilson



Spinal Frame



Horseshoe Headrest

Standard Accessories

- Shoulder Support
- Lateral Support
- Radio-Translucent Arm-Rest
- Anaesthetic Screen
- Leg Support for Lithotomy Position
- Mattress 2 inch





Plot No 175/3, Nr. Shree Mahalaxmi weighbridge,
Cross Road, opp. Ingersoll Rand, Phase I, GIDC
Naroda, Ahmedabad, Gujarat 382330
info@pmthealthcare.com
www.pmthealthcareindia.com

