



A new Perspective of care





PMT Healthcare Pvt Ltd, is one the leading manufacturer and exporter of wide range of Hospital Steel Furniture, OT room furniture, CSSD room furniture. Moreover, for the convenience of our reputed clients across the globe, we customize products as per international and national tender's specification.

Quality Standards - ISO 9001, ISO 13485, OHSAS 18001 & CE

Our products are highly reliable and sustainable to meet international standards and patient safety. We make sure that raw material used in manufacturing of products are of optimum quality and thus our products are widely appreciated for durability and quality.

Quality Policy

We aim to achieve customer satisfaction by delivering reliable quality hospital furniture products that consistently meet customer requirements and regulatory requirements wherever its applicable.

Quality Objectives

Our Quality objectives epitomize following functions which are employed at various functional level:

- Minimize rejection and rework
- Ensure timely delivery and after sales service.

Quality Assurance

Adhering to international quality specifications, we have incorporated required checklists necessary to manufacture high end products. Further ,we lay special emphasis on manpower training. This way, we ensure continuous improvement at all level of our operation.



Research & Development

We have dedicated R&D unit, whose prime objective is to:

- Evolve new designs and product innovation.
- To check efficiency and market acceptance of existing designs/products.
- Keep close eyes on market trends and customer feedback.

Export Market

We have been exporting products to various countries either on our own or through merchant exporter. The pursuance of strategic marketing policies enable us to meet requirements of our customers in global market.

Why Us?

als. Some important aspects of business that have helped us in establishing our name among leading manufacturers are :

- One stop source for high-end quality hospital steel furniture products, Modular OT room furniture, OT setup, turn-key projects of hospital from ground level as per NABH guidelines.
- Continuous up gradation of manufacturing technology and product designing.
- Certified quality products and qualified experienced professionals.

Note: Research & Development is our continuous process to meet latest innovation to meet international standards, hence product specification and photographs are subject to change without prior notice.

 is the registered trademark of **PMT Healthcare Pvt ltd**, hence re-production of any image or catalog in any form is liable to legal action.

CORE VALUES

.....



Client requirement is priority

We always prioritize on client's specific requirements and provide best product solutions.

Global manufacturing standards

We always make products with global standard measurements & keep upgrading as per new rooms



Actual product Gallery

We have an exclusive actual product display gallery at our PMT manufacturing unit.

Robotic welding

Our products are made with automatic welding process on industrial robots to achieve maximum accuracy.




Powder coating

Our products are coated with 7 tank epoxy powder and standard paints to give tough fight to corrosion.



After sale service

Customer satisfaction is our final goal, even after the final sale.





PMT Healthcare Pvt.Ltd

Delivering with Quality & Reliability





Hermosa

Fully motorized **Suits** Wooden bed



- The "**Hermosa**" care bed is sturdily constructed to stand up to the rigours of daily nursing care.
- High-quality components make this a particularly durable, robust and low-maintenance care bed that significantly reduces follow-on costs.





Ignacio

Multi-Positioning Fully motorized ICU BED



Overall approximate size: 2100mm L X 1040mm W X 460mm To 840mm H

Mattress platform area: 1960mm L X 865mm W

- CRCA rectangular pipe bed frame work welded with heavy duty four corner round tubes of 14swg with plastic inserts to accept Head & Foot panels.
- CRCA rectangular undercarriage base frame, 12swg tubular linkages with 40x10, 40x6 flats.
- Bed frame provided with Insertion points for fitting Telescopic IV pole at four locations.

Standard Features:

- Four section removable polymer moulded perforated mattress platform with mattress retention guards
- Dual side manual cpr lever for flattening backrest during emergency
- PP moulded “fold-down” four section split safety side rails with in-built embedded controls and angle indicator in headside railings, mounted on heavy duty bracket, fitted with gas spring assisted mechanism and operating lever
- In-built buffers in head & foot panels
- Cardiac chair position, auto contour function, one-touch emergency CPR button at foot end panel
- Undercarriage base frame fitted with heavy duty fully moulded central locking synthetic grade TPR castor wheels (free, steer, total lock)
- Stainless steel tubular heavy duty telescopic iv stand with plastic guided bush at top. height adjustable stainless steel iv rod having two side “ring” type hooks fitted with nylon threaded knob.

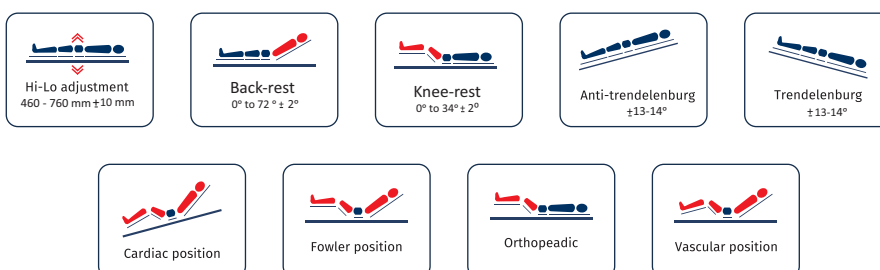
Finish: 7 tank pre-treated and epoxy powder coating

Supplied in freight saving construction (KDC)

Optional Accessories: (At Extra Cost)

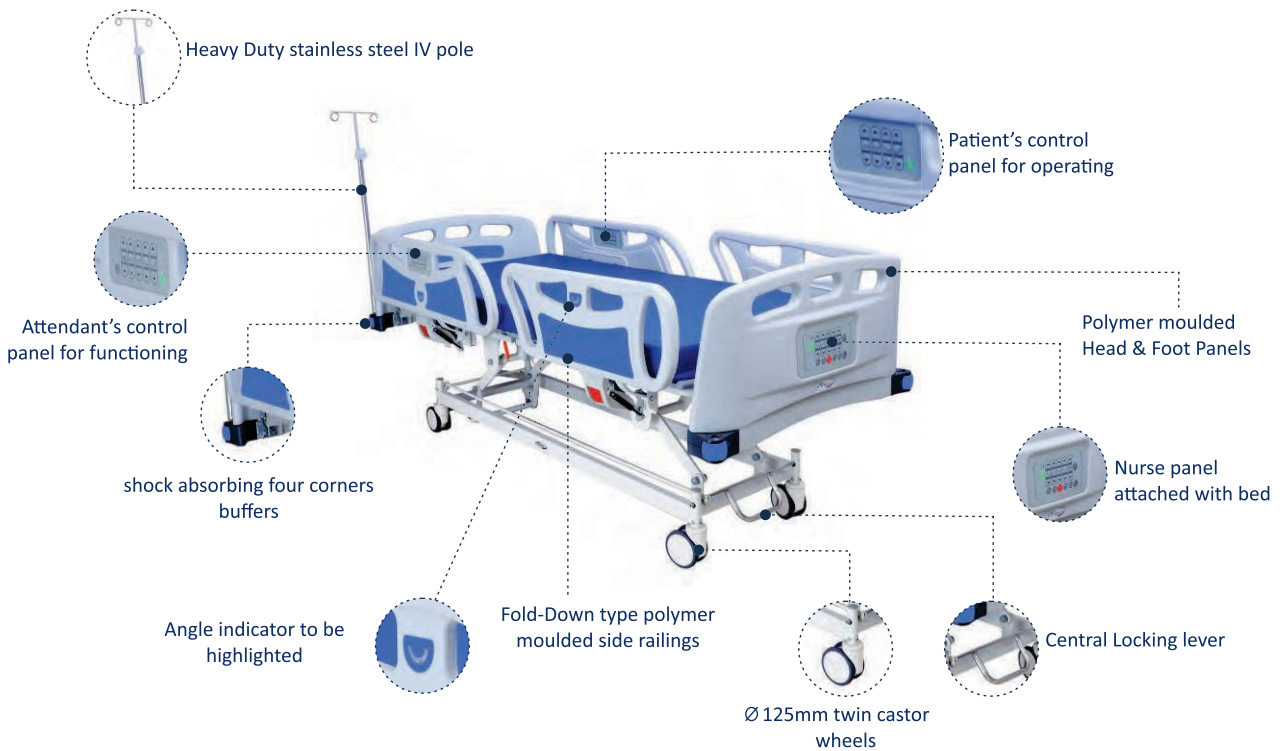
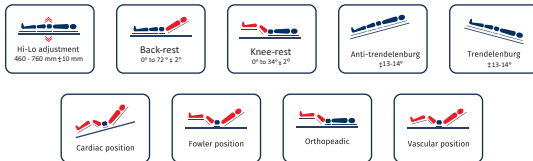
- 100mm thick mattress with rexine cover with mattress arrester belts (MTS 0004)
- urine bag holder (PMT 0003)
- patient chart holder (powder coated) (PMT 0002)
- removable oxygen cylinder cage (PMT 0004)
- heavy duty patient lifting pole (PMT 0005)

Power Supply	Electric Shock protection	Liquid ingress protection	Degree of Shock protection
Input: 100/240V-50/60Hz,1.5A Output: 29V, 2A	Class 1	IP 54	Type B



PMT 1202EX

Electric operated Seven function ICU bed - Height adjustable
 (P.P. moulded head-foot panels, P.P. moulded side railing with embedded controls)



Power Supply	Electric Shock protection	Liquid ingress protection	Degree of Shock protection	Rechargeable battery (Optional)	Duty cycle
Input: 100/240V~50/60Hz,1.5A Output: 29V, 2A	Class 1	IP 54	Type B	2x12 Volt Sealed Lead/Acid Gel	10%

Overall approximate size: 2140mm L x 1040mm W x 460mm to 840mm H

Mattress platform area: 1960mm L x 885mm W

- CRCA rectangular pipe bed frame work welded with heavy duty four corner round tubes of 14swg with plastic insets to accept head & foot panels.
- CRCA rectangular undercarriage base frame, 12swg tubular linkages with 40x10, 40x6 flats.
- Bed frame provided with insertion points for fitting telescopic IV stand at four locations.

Standard features:

- Four section removable Polymer moulded perforated mattress platform with mattress retention guards
- Dual side manual CPR lever for flattening backrest during emergency
- PP moulded “Fold-Down” four section split safety side rails with in-built embedded controls and angle indicator in headside railings, mounted on heavy duty bracket, fitted with gas spring assisted mechanism and operating lever
- In-built embedded control panels at foot panel
- In-built buffers in head & foot panels
- In-built battery backup
- Synchronized nylon roller mechanism for height adjustment & Trendelenburg / Anti-Trendelenburg
- Cardiac chair position, Auto contour function, one-touch Emergency CPR button at foot end panel
- Undercarriage base frame fitted with heavy duty fully moulded central locking synthetic grade TPR castor wheels (Free, Steer, Total Lock)
- Stainless steel tubular heavy duty telescopic IV stand with plastic guided bush at top. Height adjustable Stainless steel IV rod having two side “RING” type hooks fitted with Nylon threaded knob.

Optional features:

- Bed length extendable upto 150mm
- X-ray permeable HPL backrest with x-ray cassette holder.

Finish: 7 tank pre-treated and epoxy powder coated.

Supplied in freight saving construction (KDC)

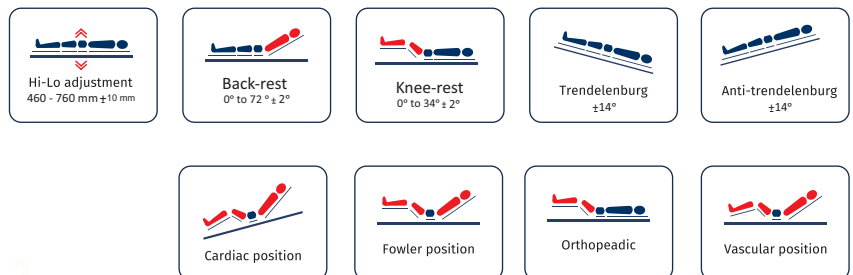
Optional accessories: (at extra cost)

- 100mm thick mattress with rexine cover with mattress arrester belts (MTS 0004)
- urine bag holder (PMT 0003)
- patient chart holder (powder coated) (PMT 0002)
- removable oxygen cylinder cage (PMT 0004)
- heavy duty patient lifting pole (PMT 0005)




PMT 1202E

Electric operated Seven function ICU bed - Height adjustable
(P.P. moulded head-foot panels, P.P. moulded side railings.)



Maximum Height
760 mm



Minimum Height
460 mm

Trendelenburg -
Anti-Trendelenburg
0° to 14°



Nurse panel for
operating functions

Inbuilt Angle
Indicator

- **overall approximate size** : 2100mm L x 1040mm W x 460mm to 760mm H
- CRCA rectangular pipe heavy duty frame & under-carriage base frame work
- CNC machine pressed & bent, heavy patient lying platform (perforated & embossed) - four section
- Laser cuts flats for long lasting durability and smoother finish
- 125mm dia. Heavy duty TWIN castor wheels - two diagonal direction
- IV pole provision - four location with 1 pc stainless steel IV Pole with SS IV rod
- PPM head & foot panels with metal inserts (2pcs)
- PPM side railings - “FOLD DOWN” type with gas spring locking mechanism & in-built angle indicator (4 pcs)

Features:

1. Dual side manual CPR lever for flattening backrest during emergency

Optional Accessories: (At Extra Cost)

- 100mm Thick Mattress With Rexine Cover With Mattress Arrester Belts (MTS 0004)
- Urine Bag Holder (PMT 0003)
- Patient Chart Holder (Powder Coated) (PMT 0002)
- Removable Oxygen Cylinder Cage (PMT 0004)
- Heavy Duty Patient Lifting Pole (PMT 0005)

Power Supply	Electric Shock protection	Liquid ingress protection	Degree of Shock protection	Rechargeable battery (Optional)	Duty cycle
Input: 100/240V~ 50/60Hz,1.5A Output: 29V, 2A	Class 1	IP 54	Type B	2x12 Volt Sealed Lead/Acid Gel	10%

Cat No	Robusto(PMT 1202E)			
	S	D	SD	SD+
Variants				
Description				
Four Section heavy duty metal patient lying platform	✓	✓	✓	
Four Section detachable x-ray permeable patient lying platform				✓
Remote handset	✓	✓	✓	✓
Assistant Nurse control panel			✓	✓
Fully synthetic high grade 125mm Dia castor wheel (single)	✓			
Fully synthetic high grade 125mm Dia castor wheel (TWIN type)		✓	✓	
central locking TWIN castor wheels (free, steer, All brake)				✓
Battery backup			✓	✓
Extendable bed length				✓

PMT 1203E

Three function fully electric operated height adjustable bed

Overall Approximate size: 2100mm L x 1040mm W x 550 - 760mm H

Mattress platform: 1980mm L x 860mm W



- CRCA rectangular pipe heavy duty frame & under-carriage base frame work
- CNC machine pressed & bent, heavy patient lying platform (perforated & embossed) - four section
- Laser cuts flats for long lasting durability and smoother finish
- 125mm dia. Heavy duty TWIN castor wheels - two diagonal direction
- IV pole provision - four location with 1 pc stainless steel IV Pole with SS IV rod
- PPM head & foot panels with metal inserts (2pcs)
- PPM side railings - "FOLD DOWN" type with gas spring locking mechanism & in-built angle indicator (4 pcs)

Cat No	Multifarious utility			
Variants	S	D	SD	SD+
Description				
E.P.C Head & Foot panels (2 pcs)				
S.S.L Head & Foot panels (2 pcs)	✓			
P.P.M Head & Foot panels (2 pcs)		✓	✓	✓
E.P.C - Side railing (2 pcs)		✓		
S.S with E.P.C side railings (2 pcs)	✓			
PPM side railings (2 pcs)				
PPM side railings (4 pcs)			✓	✓
Synthetic moulded 125mm dia diagonal locking castor wheels (Single wheels) - 4 pcs (two with brakes)	✓	✓	✓	
Synthetic moulded 125mm dia diagonal locking castor wheels (TWIN wheels) - 4 pcs (two with brakes)				✓

Optional Accessories: (At Extra Cost) Refer page no.60-61 description

PMT 1202SE

Five function Semi Electric ICU bed

Overall Approximate size: 2100mm L x 1040mm W x 550 - 760mm H

Mattress platform: 1980mm L x 860mm W



- CRCA rectangular pipe heavy duty frame & under-carriage base frame work
- CNC machine pressed & bent, heavy patient lying platform (perforated & embossed) - four section
- Laser cuts flats for long lasting durability and smoother finish
- 125mm dia. Heavy duty TWIN castor wheels - two diagonal direction
- IV pole provision - four location with 1 pc stainless steel IV Pole with SS IV rod
- PPM head & foot panels with metal inserts (2pcs)
- PPM side railings - "FOLD DOWN" type with gas spring locking mechanism & in-built angle indicator (4 pcs)

Cat No	Multifarious utility			
	S	D	SD	SD+
Variants				
Description				
E.P.C Head & Foot panels (2 pcs)				
S.S.L Head & Foot panels (2 pcs)	✓			
P.P.M Head & Foot panels (2 pcs)		✓	✓	✓
E.P.C - Side railing (2 pcs)		✓		
S.S with E.P.C side railings (2 pcs)	✓			
PPM side railings (2 pcs)				
PPM side railings (4 pcs)			✓	✓
Synthetic moulded Ø 125mm dia diagonal locking castor wheels (Single wheels) - 4 pcs (two with brakes)	✓	✓	✓	
Synthetic moulded 125mm dia diagonal locking castor wheels (TWIN wheels) - 4 pcs (two with brakes)				✓

Optional Accessories: (At Extra Cost) Refer page no.60-61 description

PMT 6062E

Electric Operated two function bed

Overall Approximate size: 2100mm L x 1040mm W x 600mm H

Mattress platform: 1980mm L x 860mm W



- CNC machine pressed & bent, heavy duty patient lying platform (perforated and embossed) - Four section
- Heavy duty ERW top frame.
- IV pole provision-Four location
- PPM head-foot panels
- PPM side railings with in-built angle indicator (4 pcs)
- 125mm dia fully moulded single castor wheels – four pieces, two with brakes
- Electric operated – Backrest & Legrest



Cat No	Multifarious utility			
Variants	S	D	SD	SD+
Description				
E.P.C Head & Foot panels				
S.S.L Head & Foot panels	✓			
P.P.M Head & Foot panels		✓	✓	✓
E.P.C - Side railing		✓		
S.S with E.P.C side railings			✓	
PPM side railings (2 pcs)				
PPM side railings (4 pcs)				✓
Synthetic moulded 125mm dia diagonal locking castor wheels (Single wheels) - 4 pcs (two with brakes)		✓	✓	
Synthetic moulded 125mm dia diagonal locking castor wheels (TWIN wheels) - 4 pcs (two with brakes)				✓



Optional accessories: (At extra cost)

1. 100mm thick mattress with rexine cover with mattress arrester belts (MTS 0004)
2. Urine bag holder. (PMT 0003)
3. Patient chart holder (powder coated) (PMT 0002)
4. Height adjustable IV stand with stainless steel IV rod (PMT 9000)
5. Pair of powder coated collapsible safety railing (PMT 9004)
6. Pair of stainless steel collapsible safety railing (PMT 9004A)
7. 125mm dia castor wheels, two with brakes fitted diagonally. (CW 0125)

PMT 6032E

Semi fowler electric operated bed



Overall Approximate size: 2150mm L x 950mm W x 610mm H

Mattress platform: 1930mm L x 855mm W




- CNC machine pressed & bent, heavy duty patient lying platform (perforated and embossed) - Two section
- Heavy duty ERW top frame.
- IV pole provision-Four location
- PPM head-foot panels
- PPM side railings with in-built angle indicator (2 pcs)
- "H" type legs made of CRCA tubes with heavy duty supports.
- Electric operated – Backrest

Cat No	Multifarious utility			
Variants	S	D	SD	SD+
Description				
E.P.C Head & Foot panels				
S.S.L Head & Foot panels	✓			
P.P.M Head & Foot panels		✓	✓	✓
E.P.C - Side railing		✓		
S.S with E.P.C side railings				
PPM side railings (2 pcs)			✓	
PPM side railings (4 pcs)				✓
Synthetic moulded 125mm dia diagonal locking castor wheels (Single wheels) - 4 pcs (two with brakes)			✓	
Synthetic moulded 125mm dia diagonal locking castor wheels (TWIN wheels) - 4 pcs (two with brakes)				✓

Optional Accessories: (At Extra Cost) Refer page no.60-61 description

PMT 1202

Manual crank operated Five function ICU bed - Height adjustable



Overall approximate size: 2100mm L x 1040mm W x 460mm to 760mm H

Mattress platform area: 1960mm L x 885mm W

- CRCA rectangular pipe heavy duty bed frame and under – carriage base frame work
- CNC machine pressed & bent, heavy duty patient lying platform (perforated and embossed)- Four section
- Laser cut flats for long lasting durability and smoother finish
- 125mm dia. Heavy duty TWIN castor wheels – two with brakes in diagonal direction
- IV pole provision – Four location with 1 pc stainless steel IV pole with SS IV rod
- PPM head – foot panels with metal inserts (2 pcs)
- PPM side railings –“FOLD DOWN” type with gas spring locking mechanism and in-built angle indicator (4 pcs)
- Crank Mechanism with foldable handle (4 pcs)





PMT 1202 - S



PMT 1202 - D

Optional accessories: (At extra cost)

- 1. 100mm thick mattress with rexine cover with mattress arrester belts (MTS 0004)
- 2. Urine bag holder. (PMT 0003)
- 3. Patient chart holder (powder coated) (PMT 0002)
- 4. Height adjustable IV stand with stainless steel IV rod (PMT 9000)
- 5. Pair of powder coated collapsible safety railing (PMT 9004)
- 6. Pair of stainless steel collapsible safety railing (PMT 9004A)
- 7. 125mm dia castor wheels, two with brakes fitted diagonally. (CW 0125)

Cat No	Multifarious utility			
	S	D	SD	SD+
Description				
E.P.C Head & Foot panels				
S.S.L Head & Foot panels	✓			
P.P.M Head & Foot panels		✓	✓	✓
E.P.C - Side railing		✓		
S.S with E.P.C side railings	✓			
PPM side railings (2 pcs)				
PPM side railings (4 pcs)			✓	✓
Synthetic moulded 125mm dia diagonal locking castor wheels (Single wheels) - 4 pcs (two with brakes)	✓	✓	✓	
Synthetic moulded 125mm dia diagonal locking castor wheels (TWIN wheels) - 4 pcs (two with brakes)				✓

Optional Accessories: (At Extra Cost) Refer page no.60-61 description

PMT 1204

Manual crank operated four function fixed height tiltable hospital bed



Overall approximate size: 2100mm L x 1040mm W x 460mm to 760mm H

Mattress platform area: 1960mm L x 885mm W

- CNC machine pressed & bent, heavy duty patient lying platform (perforated and embossed) – FOUR section
- Heavy duty ERW top frame and undercarriage base frame
- IV pole provision-Four location
- PP moulded Head & Foot Panels (2 pcs)
- PP moulded (PPM) heavy duty “FOLD DOWN” type side railings with in-built angle indicator on each (4 pcs)
- 125mm dia fully moulded single castor wheels – four pieces, two with brakes

Cat No	Multifarious utility			
	S	D	SD	SD+
Variants				
Description				
E.P.C Head & Foot panels				
S.S.L Head & Foot panels	✓			
P.P.M Head & Foot panels		✓	✓	✓
E.P.C - Side railing		✓		
S.S with E.P.C side railings	✓			
PPM side railings (2 pcs)				
PPM side railings (4 pcs)			✓	✓
Synthetic moulded 125mm dia diagonal locking castor wheels (Single wheels) - 4 pcs (two with brakes)	✓	✓	✓	
Synthetic moulded 125mm dia diagonal locking castor wheels (TWIN wheels) - 4 pcs (two with brakes)				✓

Optional Accessories: (At Extra Cost) Refer page no.60-61 description

PMT 1204 - S

Manual crank operated four function fixed height tiltable hospital bed

Overall Approximate size: 2100mm L x 1040mm W x 550mm H
Mattress platform: 1980mm L x 860mm W

- CNC machine pressed & bent, heavy duty patient lying platform (perforated and embossed) – Four section
- Heavy duty ERW top frame and undercarriage base frame
- IV pole provision-Four location
- SS laminated head – foot panels (2 pcs)
- S.S. collapsible side railings (2 pcs)
- 125mm dia fully moulded single castor wheels – four pieces, two with brakes



PMT 1204 - D

Manual crank operated four function fixed height tiltable hospital bed

- CNC machine pressed & bent, heavy duty patient lying platform (perforated and embossed) – Four section
- Heavy duty ERW top frame and undercarriage base frame
- IV pole provision-Four location
- PPM head – foot panels (2 pcs)
- MS powder coated collapsible side railings (2 pcs)
- 125mm dia fully moulded single castor wheels – four pieces, two with brakes

PMT 1204 - SD

Manual crank operated four function fixed height tiltable hospital bed

- CNC machine pressed & bent, heavy duty patient lying platform (perforated and embossed) – Four section
- Heavy duty ERW top frame and undercarriage base frame
- IV pole provision-Four location
- PPM head – foot panels (2 pcs)
- PP moulded (PPM) heavy duty “FOLD DOWN” type side railings with in-built angle indicator on each (4 pcs)
- 125mm dia fully moulded single castor wheels – four pieces, two with brakes



PMT 1203

Manual crank operated three function height adjustable hospital bed



Overall approximate size: 2100mm L x 1040mm W x 460mm to 760mm H

Mattress platform area: 1960mm L x 885mm W

- CNC machine pressed & bent, heavy duty patient lying platform (perforated and embossed) – FOUR section
- Heavy duty ERW top frame and undercarriage base frame
- IV pole provision-Four location
- PP moulded Head & Foot Panels (2 pcs)
- PP moulded (PPM) heavy duty “FOLD DOWN” type side railings with in-built angle indicator on each (4 pcs)
- 125mm dia fully moulded single castor wheels – four pieces, two with brakes

Cat No	Multifarious utility			
	S	D	SD	SD+
Description				
E.P.C Head & Foot panels				
S.S.L Head & Foot panels	✓			
P.P.M Head & Foot panels		✓	✓	✓
E.P.C - Side railing		✓		
S.S with E.P.C side railings	✓			
PPM side railings (2 pcs)				
PPM side railings (4 pcs)			✓	✓
Synthetic moulded 125mm dia diagonal locking castor wheels (Single wheels) - 4 pcs (two with brakes)	✓	✓	✓	
Synthetic moulded 125mm dia diagonal locking castor wheels (TWIN wheels) - 4 pcs (two with brakes)				✓

Optional Accessories: (At Extra Cost) Refer page no.60-61 description

PMT 1203 - S

Manual crank operated three function height adjustable hospital bed

- CNC machine pressed & bent, heavy duty patient lying platform (perforated and embossed) – Four section
- Heavy duty ERW top frame and undercarriage base frame
- IV pole provision-Four location
- SS laminated head – foot panels (2 pcs)
- S.S. collapsible side railings (2 pcs)
- 125mm dia fully moulded single castor wheels – four pieces, two with brakes



PMT 1203 - D

Manual crank operated three function height adjustable hospital bed

- CNC machine pressed & bent, heavy duty patient lying platform (perforated and embossed) – Four section
- Heavy duty ERW top frame and undercarriage base frame
- IV pole provision-Four location
- PPM head – foot panels (2 pcs)
- MS powder coated collapsible side railings
- 125mm dia fully moulded single castor wheels – four pieces, two with brakes

PMT 1203 - SD

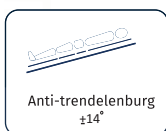
Manual crank operated three function height adjustable hospital bed

- CNC machine pressed & bent, heavy duty patient lying platform (perforated and embossed) – Four section
- Heavy duty ERW top frame and undercarriage base frame
- IV pole provision-Four location
- PPM head – foot panels (2 pcs)
- PP moulded (PPM) heavy duty “FOLD DOWN” type side railings with in-built angle indicator on each (4 pcs)
- 125mm dia fully moulded single castor wheels – four pieces, two with brakes



PMT 1201

Manual crank operated Three function Hospital bed - Fixed Height



Overall approximate size: 2100mm L x 1000mm W x 550mm H

Mattress platform area: 1930mm L x 865mm W

- CNC machine pressed & bent, heavy duty patient lying platform (perforated and embossed) - Two section
- Heavy duty ERW top frame and undercarriage base frame
- IV pole provision-Four location
- PP moulded head-foot panels
- 125mm dia fully moulded single castor wheels – four pieces, two with brakes
- PP side railings with in-built angle indicator (4 pcs)

Cat No	Multifarious utility			
	S	D	SD	SD+
Description				
E.P.C Head & Foot panels				
S.S.L Head & Foot panels	✓			
P.P.M Head & Foot panels		✓	✓	✓
E.P.C - Side railing		✓		
S.S with E.P.C side railings	✓			
PPM side railings (2 pcs)			✓	
PPM side railings (4 pcs)				✓
Synthetic moulded 125mm dia diagonal locking castor wheels (Single wheels) - 4 pcs (two with brakes)	✓	✓	✓	
Synthetic moulded 125mm dia diagonal locking castor wheels (TWIN wheels) - 4 pcs (two with brakes)				✓

Optional Accessories: (At Extra Cost) Refer page no.60-61 description

PMT 1201 - S

Manual Three function Hospital bed - Fixed Height

- CNC machine pressed & bent, heavy duty patient lying platform (perforated and embossed) – Two section
- Heavy duty ERW top frame and undercarriage base frame
- IV pole provision-Four location
- S.S. head – foot panels (2 pcs)
- S.S collapsible side railings
- 125mm dia fully moulded single castor wheels – four pieces, two with brakes



PMT 1201 -D

Manual Three function Hospital bed - Fixed Height

- CNC machine pressed & bent, heavy duty patient lying platform (perforated and embossed) – Two section
- Heavy duty ERW top frame and undercarriage base frame
- IV pole provision-Four location
- S.S. head – foot panels (2 pcs)
- MS Powder coating collapsible side railings
- 125mm dia fully moulded single castor wheels – four pieces, two with brakes



PMT 1201 - SD

Manual Three function Hospital bed - Fixed Height

- CNC machine pressed & bent, heavy duty patient lying platform (perforated and embossed) – Two section
- Heavy duty ERW top frame and undercarriage base frame
- IV pole provision-Four location
- PPM head – foot panels (2 pcs)
- PPM side railings with in-built angle indicator (2 pcs)
- 125mm dia fully moulded single castor wheels – four pieces, two with brakes

Optional accessories: (At extra cost)

- 100mm thick mattress with rexine cover with mattress arrester belts (MTS 0004)
- Urine bag holder. (PMT 0003)
- Patient chart holder (powder coated) (PMT 0002)
- Height adjustable IV stand with stainless steel IV rod (PMT 9000)
- Pair of powder coated collapsible safety railing (PMT 9004)
- Pair of stainless steel collapsible safety railing (PMT 9004A)



PMT 6032

Semi Fowler bed - P.P.M head & foot panels



Overall approximate size: 2100mm L x 930mm W x 610mm H

Mattress platform area: 1930mm L x 855mm W

- CRCA rectangular pipe bed frame work welded with heavy duty four corner round tubes of 14swg with plastic insets to accept head & foot panels.
- CNC machine pressed & double bent four section, uniformly perforated patient lying surface area with underneath heavy duty horizontal supports.
- "H" type legs made of CRCA tubes with heavy duty supports.
- Bed frame provided with insertion points for fitting telescopic IV stand at four locations.

Manual operated function: CNC machined crank mechanism fitted with double ball bearing mechanism and fixed collapsible Nylon material individual handle.

Optional accessories: (At extra cost)

- 100mm thick mattress with rexine cover with mattress arrester belts (MTS 0004)
- Urine bag holder. (PMT 0003)
- Patient chart holder (powder coated) (PMT 0002)
- Height adjustable IV stand with stainless steel IV rod (PMT 9000)
- Pair of powder coated collapsible safety railing (PMT 9004)
- Pair of stainless steel collapsible safety railing (PMT 9004A)
- 125mm dia. fully moulded synthetic single castor wheels- 4 piece (CW 0125)
- 125mm dia. fully moulded synthetic TWIN castor wheels- 4 piece (TW 0125)



Cat No	Multifarious utility			
	S	D	SD	SD+
Variants				
Description				
E.P.C Head & Foot panels				
S.S.L Head & Foot panels				
P.P.M Head & Foot panels	✓	✓	✓	✓
E.P.C - Side railing		✓		
S.S with E.P.C side railings				
PPM side railings (2 pcs)			✓	
PPM side railings (4 pcs)				✓
Synthetic moulded 125mm dia diagonal locking castor wheels (Single wheels) - 4 pcs (two with brakes)			✓	
Synthetic moulded 125mm dia diagonal locking castor wheels (TWIN wheels) - 4 pcs (two with brakes)				✓

PMT 6062

Fowler bed - P.P.M head & foot panels



Overall approximate size: 2100mm L x 930mm W x 610mm H

Mattress platform area: 1930mm L x 855mm W

- CRCA rectangular pipe bed frame work welded with heavy duty four corner round tubes of 14swg with plastic insets to accept head & foot panels.
- CNC machine pressed & double bent four section, uniformly perforated patient lying surface area with underneath heavy duty horizontal supports.
- “H” type legs made of CRCA tubes with heavy duty supports.
- Bed frame provided with insertion points for fitting telescopic IV stand at four locations.

Manual operated function: CNC machined crank mechanism fitted with double ball bearing mechanism and fixed collapsible Nylon material individual handle.

Optional accessories: (At extra cost)

- 100mm thick mattress with rexine cover with mattress arrester belts (MTS 0004)
- Urine bag holder. (PMT 0003)
- Patient chart holder (powder coated) (PMT 0002)
- Height adjustable IV stand with stainless steel IV rod (PMT 9000)
- Pair of powder coated collapsible safety railing (PMT 9004)
- Pair of stainless steel collapsible safety railing (PMT 9004A)
- 125mm dia. fully moulded synthetic single castor wheels- 4 piece (CW 0125)
- 125mm dia. fully moulded synthetic TWIN castor wheels- 4 piece (TW 0125)



Cat No	Multifarious utility			
	S	D	SD	SD+
Variants				
Description				
E.P.C Head & Foot panels				
S.S.L Head & Foot panels				
P.P.M Head & Foot panels	✓	✓	✓	✓
E.P.C - Side railing		✓		
S.S with E.P.C side railings			✓	
PPM side railings (2 pcs)				
PPM side railings (4 pcs)				✓
Synthetic moulded 125mm dia diagonal locking castor wheels (Single wheels) - 4 pcs (two with brakes)			✓	
Synthetic moulded 125mm dia diagonal locking castor wheels (TWIN wheels) - 4 pcs (two with brakes)				✓

Optional Accessories: (At Extra Cost) Refer page no.60-61 description

PMT 6060

Fowler bed - SS head & foot panels



PMT 6061

Fowler bed - E.P.C head & foot panels



Overall approximate size: 2100mm L x 930mm W x 610mm H
Mattress platform area: 1930mm L x 855mm W

- CRCA rectangular pipe bed frame work welded with heavy duty four corner round tubes of 14swg with plastic insets to accept head & foot panels.
- CNC machine pressed & double bent four section, uniformly perforated patient lying surface area with underneath heavy duty horizontal supports.
- "H" type legs made of CRCA tubes with heavy duty supports.
- Bed frame provided with insertion points for fitting telescopic IV stand at four locations.

Manual operated function: CNC machined crank mechanism fitted with double ball bearing mechanism and fixed collapsible Nylon material individual handle.

PMT 6030

Semi Fowler bed - SS head & foot panels



PMT 6031

Semi Fowler bed - E.P.C head & foot panels



Overall approximate size: 2100mm L x 930mm W x 610mm H
Mattress platform area: 1930mm L x 855mm W

- CRCA rectangular pipe bed frame work welded with heavy duty four corner round tubes of 14swg with plastic insets to accept head & foot panels.
- CNC machine pressed & double bent two section, uniformly perforated patient lying surface area with underneath heavy duty horizontal supports.
- "H" type legs made of CRCA tubes with heavy duty supports.
- Bed frame provided with insertion points for fitting telescopic IV stand at four locations.

Manual operated function: CNC machined crank mechanism fitted with double ball bearing mechanism and fixed collapsible Nylon material individual handle.

Optional accessories: (At extra cost)

- 100mm thick mattress with rexine cover with mattress arrester belts (MTS 0004)
- Urine bag holder. (PMT 0003)
- Patient chart holder (powder coated) (PMT 0002)
- Height adjustable IV stand with stainless steel IV rod (PMT 9000)
- Pair of powder coated collapsible safety railing (PMT 9004)
- Pair of stainless steel collapsible safety railing (PMT 9004A)



PMT 6012

Ward Care bed - P.P. moulded head & foot panels.



PMT 6010

Ward Care bed - SS head & foot panels.



PMT 6011

Ward Care bed - E.P.C head & foot panels.

Optional accessories: (At extra cost)

1. 100mm thick mattress with rexine cover with mattress arrester belts (MTS 0601)
2. Urine bag holder. (PMT 0003)
3. Patient chart holder (powder coated) (PMT 0002)
4. Height adjustable IV stand with stainless steel IV rod(PMT 9000)
5. Pair of powder coated swing down railing (PMT 9003)
6. Pair of Stainless steel swing down railings (PMT 9003A)

Overall approximate size: 1900mm L x 930mm W x 610mm H

Mattress platform area: 1830mm L x 865mm W

CRCA rectangular pipe bed frame work welded with heavy duty four corner round tubes of 14swg with plastic insets to accept head & foot panels.

CNC machine pressed & double bent patient lying surface area (uniformly perforated)

“H” type legs made of CRCA tubes with heavy duty supports.

Bed frame provided with insertion points for fitting telescopic IV stand at four locations.

Legs fitted with heavy duty PVC shoes.

Code	PMT 6012	PMT 6010	PMT 6011
Head - Foot Panels	P.P Moulded	S.S Laminated	Epoxy Powder Coated

Finish: 7 tank pre-treated and epoxy powder coated.

Supplied in freight saving construction (KDC)

PMT 6014



Patient relative bed cum chair

Overall approximate size :

1900mm L x 640mm W (Un-folded)

- CRCA tabular frame work fitted with heavy duty floor protecting PVC shoes and castor wheels.
- Cushioned top in three section.

Finish : 7 tank pre-treated & epoxy powder coated.
Supplied in freight saving construction.(KDC)



PMT 6013

Patient relative bed

Overall approximate size :

1830mm L x 610mm W x 450mm H

- CRCA rectangular frame work .
- CNC machine pressed & double bent CRCA, uniformly perforated mattress platform.
- "H" type legs made of CRCA tubes with heavy duty supports.

Finish : 7 tank pre-treated & epoxy powder coated.
Supplied in freight saving construction.(KDC)



PMT 6612-H

Height adjustable bedside table - (Gas spring Operated)

Overall approximate size: 760mm L x 385mm W x 780mm to 1100mm H

- CRCA rectangular base frame fitted with 50mm dia 360° swivel castor wheels.
- CRCA vertical column fitted with heavy duty gas spring mechanism for height adjustment activated by hand operated lever.
- Flat membrane top having four side raised edges.

Finish: 7 Tank pre-treated & epoxy powder coated.

Supplied in freight saving construction. (KDC)



PMT 6612

Height adjustable bedside table - (Manual)

Overall approximate size: 760mm L x 385mm W x 780mm to 1100mm H

- CRCA rectangular base frame fitted with 50mm dia 360° swivel castor wheels.
- CRCA vertical column fitted with CNC machined crank mechanism fitted with Nylon handle.
- Flat membrane top having four side raised edges.

Finish: 7 Tank pre-treated & epoxy powder coated.

Supplied in freight saving construction. (KDC)



PMT 6611

Fixed height overbed table - Membrane top

Overall approximate size:

1100mm L x 400mm W x 1000mm H

- CRCA tubular frame work with horizontal supports.
- Membrane pressed top with four side raised edges.
- 4 nos. Of 50mm dia 360° swivel castor wheels.

Finish: 7 Tank pre-treated & epoxy powder coated.

Supplied in freight saving construction. (KDC)

Optional model:

Stainless steel top with three side raised edges.



PMT 6610

Folding Dining table - Complete S.S.

Overall Approx size: 520mm L x 380mm w x 250mm H

- Complete stainless steel frame work.
- CNC machine pressed & double bent stainless steel tray with four side raised edges.

Finish: Satin matt finish



PMT 6610-A

Folding Dining table - Membrane top

Overall Approx size: 760mm L x 400mm w x 305mm H

- CRCA tubular frame work fitted with membrane top.
- CRCA tubular folding legs

Finish: 7 tank pre-treated & epoxy powder coated.



PMT 1211- SD

Bedside Locker - Membrane top

Overall approximate size:

400mm L x 400mm W x 820mm H

- CNC machine pressed & double bent CRCA "C" type cabinet with two compartment underneath drawer.
- CNC machine pressed & double bent drawer mounted on heavy duty imported sliding ball bearing channel
- Membrane locker top having four side raised edges
- Membrane drawer front and full length door fitted with stainless steel handle of 100mm
- 4 nos. Of 50mm dia 360° swivel castor wheels.

Finish:7 Tank pre-treated & epoxy powder coated.

Optional accessories:

- Buffers at rear side of locker
- Towel hanger rod



Bedside Locker - Membrane top

PMT 1211-E

Overall approximate size:

400mm L x 400mm W x 820mm H

- CNC machine pressed & double bent CRCA "C" type cabinet
- CNC machine pressed & double bent drawer mounted on heavy duty imported sliding ball bearing channel
- Membrane locker top having four side raised edges
- Membrane drawer front and door fitted with stainless steel handle
- 4 nos. Of 50mm dia 360° swivel castor wheels.

Finish:7 Tank pre-treated & epoxy powder coated.

Optional accessories:

- Buffers at rear side of locker
- Towel hanger rod



PMT 1211-EX

Bedside Cabinet - PP moulded top

- **Overall approximate size:** 400mm L x 400mm W x 820mm H

- CNC machine pressed & double bent CRCA "C" type cabinet
- CNC machine pressed & double bent drawer mounted on heavy duty imported sliding ball bearing channel
- Polymer molded locker top having four side raised edges
- Polymer moulded drawer front and door fitted with stainless steel handle
- 4 nos. Of 50mm dia 360° swivel castor wheels.

Finish:7 Tank pre-treated & epoxy powder coated.

Optional accessories:

- Buffers at rear side of locker
- Towel hanger rod



PMT 1211

Bedside cabinet with drawer

Overall approximate size: 400mm L x 400mm W x 820mm H

- CNC machine pressed & double bent CRCA "C" type sheet cabinet, drawer and lower cupboard door.
- CNC machine pressed & double bent stainless steel top having four sides downward and press riveted with stainless steel rivets
- Drawer mounted on heavy duty imported sliding ball bearing channel
- Door & drawer front with recessed handle.
- Door with air-ventilation louvers.
- 4 nos. Of 50mm dia 360° swivel castor wheels.

Finish: 7 Tank pre-treated & epoxy powder coated.

Optional accessories:

- Buffers at rear side of locker
- Towel hanger rod



PMT 1211-A

Bedside Cabinet with drawer & S.S railing on top

Overall approximate size: 400mm L x 400mm W x 820mm H

- CNC machine pressed & double bent CRCA "C" type sheet cabinet, drawer and lower cupboard door.
- CNC machine pressed & double bent stainless steel top having four sides downward and press riveted with stainless steel rivets
- Stainless steel top having three side ½" dia stainless steel tube railings
- Drawer mounted on heavy duty imported sliding ball bearing channel
- Door & drawer front with recessed handle.
- Door with air-ventilation louvers.
- 4 nos. Of 50mm dia 360° swivel castor wheels.

Finish: 7 Tank pre-treated & epoxy powder coated.

Optional accessories:

- Buffers at rear side of locker
- Towel hanger rod



PMT 1211-B

Bedside cabinet - Excel

Overall approximate size: 400mm L x 400mm W x 820mm H

- CNC machine pressed & double bent CRCA "C" type sheet cabinet, drawer and lower cupboard door.
- CNC machine pressed & double bent stainless steel top having four sides downward and press riveted with stainless steel rivets
- Stainless steel top having three side ½" dia stainless steel tube railings
- Drawer mounted on heavy duty imported sliding ball bearing channel
- Door & drawer front with recessed handle.
- Door with air-ventilation louvers.
- 4 nos. Of 50mm dia 360° swivel castor wheels.

Finish: 7 Tank pre-treated & epoxy powder coated.

Optional accessories:

- Buffers at rear side of locker
- Towel hanger rod



PMT 1210 - E

Bedside Locker - Membrane Top

Overall approximate size: 400mm L x 400mm W x 820mm H

- CNC machine pressed & double bent CRCA sheet cabinet welded with CRCA square tube frame work.
- Membrane locker top having four side raised edges.
- Membrane drawer front and door fitted with stainless steel handles of 100mm.
- Legs fitted with heavy duty non-slippery PVC shoes.

Finish: 7 Tank pre-treated & epoxy powder coated



PMT 1210-A

Bedside Locker - Plain with SS railing

Overall approximate size: 400mm L x 400mm W x 820mm H

- CNC machine pressed & double bent CRCA sheet cabinet welded with CRCA square tube frame work,
- CNC machine pressed & double bent stainless steel top having four sides downward and press riveted with stainless steel rivets
- Stainless steel top having three side ½" dia stainless steel tube railings
- Door with recessed handle.
- Door with air-ventilation louvers.
- Legs fitted with heavy duty non-slippery PVC shoes.

Finish: 7 Tank pre-treated & epoxy powder coated.

PMT 1210

Bedside Locker - Plain

Overall approximate size: 400mm L x 400mm W x 820mm H

- CNC machine pressed & double bent CRCA sheet cabinet welded with CRCA square tube frame work,
- CNC machine pressed & double bent stainless steel top having four sides downward and press riveted with stainless steel rivets
- Door with recessed handle.
- Door with air-ventilation louvers.
- Legs fitted with heavy duty non-slippery PVC shoes.

Finish: 7 Tank pre-treated & epoxy powder coated



PMT 6071

Emergency Crash cart trolley - Complete S.S.

Overall approximate size: 950mm L x 450mm W x 1530mm H



- Stainless steel Square tube frame work
- CNC machine pressed & double bent top shelf, middle shelf and bottom shelf.
- Top shelf and bottom shelves with four side raised edges.
- Middle shelf having three side ½" dia stainless steel tube railing
- 12 nos of heavy duty polymer moulded removable bins fitted on heavy duty MS brackets
- Two high-impact polystyrene cabinets having three drawers each, First two drawers with polymer molded utility containers of different sizes (UC1, UC2 & UC3)
- Four nos. of 125mm dia. Synthetic castor wheels, two of them with brakes fitted diagonally.
- Sliding cardiac massage board.
- Top shelf for storage of monitor and pulse oxymeter.

Finish: satin mat buff.

Optional accessories:

- Removable powder coated oxygen cylinder cage.
- Four corner buffers.
- Removable catheter holder made of stainless steel
- IV rod provision.

PMT 6071-A

Trauma care trolley

Overall approximate size: 700mm L x 460mm W x 1530mm H

Shelf size: 600mm L x 460mm W

- CRCA square tube frame work & three sides cabinet
- CNC machine pressed & double bent five drawers of different sizes
- CNC machine pressed & double bent stainless steel top having three side raised edges and front edge downward.
- Sliding writing board with Push/ pull handle at one side of trolley.
- IV rod provision at rear of trolley with SS iv rod
- A 4 size patient chart holder
- Four nos. of 125mm dia. Synthetic castor wheels, two of them with brakes fitted diagonally.

Finish: 7 Tank pre-treated & epoxy powder coated.

Optional accessories:

- Removable powder coated oxygen cylinder cage.
- Removable Plastic waste bin



PMT 7020

Twelve drawer - Modular Medicine dispensing trolley

Overall approximate size: 672mm L x 390mm W x 915mm H

- CRCA square tube frame work,
- Four nos of 100mm dia. heavy duty castor wheels, two with brakes.
- CNC machine pressed & double bent stainless steel top shelf with four side raised edges.
- High-impact polystyrene cabinets having twelve drawers (Centrally lockable)

Finish: 7 Tank pre-treated & epoxy powder coated.

Optional model: Complete Stainless steel (PMT 7019A)



PMT 7019

Six drawer - Modular Medicine dispensing trolley

Overall approximate size: 672mm L x 390mm W x 915mm H

- CRCA square tube frame work,
- Four nos of 100mm dia. heavy duty castor wheels, two with brakes.
- CNC machine pressed & double bent stainless steel top shelf with four side raised edges.
- CNC machine pressed & double bent stainless steel tray at bottom with four side raised edges.
- High-impact polystyrene cabinets having six drawers (Centrally lockable)

Finish: 7 Tank pre-treated & epoxy powder coated.

Optional model: Complete Stainless steel (PMT 7019A)



PMT 7017

Three drawer - Modular Medicine dispensing trolley

Overall approximate size: 370mm L x 485mm W x 660mm H

- CRCA square tube frame work, mounted on 4 nos. Of 50mm dia 360° swivel castor wheels
- CNC machine pressed & double bent CRCA grade middle and bottom shelf having four side raised edges
- CNC machine pressed & double bent Stainless steel shelf at top having four side raised edges
- High-impact polystyrene cabinets having three drawers each
- Push/Pull handle at rear side of trolley

Finish: 7 Tank pre-treated & epoxy powder coated.



PMT 7018

Portable multi-shelving trolley

Overall approximate size:

370mm L x 485mm W x 660mm H

- CRCA square tube frame work.
- CNC machine pressed & double bent CRCA grade middle and bottom shelves having four side raised edges.
- CNC machine pressed & double bent stainless steel top shelf with four side raised edges.
- Push/pull handle at rear side of trolley.
- 4 nos. Of 50mm dia 360° swivel castor wheels

Finish: 7 Tank pre-treated & epoxy powder coated.

Optional model: size: 480mm Lx 560mm W x 1040mm H (PMT 7018A)



PMT 7015

EGC Machine trolley

Overall approximate size:

600mm L x 460mm W x 915mm H

- CRCA square tube frame work
- CNC Machine pressed & double bent drawer mounted on imported heavy duty telescopic sliding ball bearing channel.
- Four nos of 100mm dia. heavy duty castor wheels, two with brakes.
- CNC machine pressed & double bent stainless steel shelf at top having four side raised edges.
- CNC machine pressed & double bent CRCA shelf at bottom having four side raised edges.
- Push/Pull handle at one side of trolley
- Cable hanging rod provision at rear side of trolley.

Finish: 7 Tank pre-treated & epoxy powder coated.



PMT 7014

OT Drug trolley - 36 Bins

Overall approximate size:

674mm L x 460mm W x 1540mm H

- CRCA square tube frame work
- Four nos of 100mm dia. heavy duty castor wheels, two with brakes fitted diagonally.
- CNC machine pressed & double bent CRCA storage shelf at bottom of trolley.
- 24 nos. Of small size removable bins & 12 nos. Of medium size removable bins.

Finish: 7 Tank pre-treated & epoxy powder coated.

Optional model: Complete Stainless steel frame work with powder coated bins channels. **(PMT 7014A)**



PMT 6609

Instrument cabinet with glass shelves

Overall approximate size:

600mm L x 380mm W x 1525mm H

- CNC machine pressed & double bent "C" type cabinet
- Front glass door fitted on heavy duty hinges.
- Die-casted locking mechanism with handle.
- Legs mounted on heavy duty floor protector buffers.
- Provision for adjustable glass shelves

Finish: 7 Tank pre-treated & epoxy powder coated.

Optional model:

- Complete Stainless steel with Stainless steel fixed shelves. (Four shelving system)



PMT 6051

Instrument trolley - Small

Overall approximate size:

685mm L x 455mm W x 915mm H

Stainless steel square tube frame work

4 Nos of 100mm dia. heavy duty castor wheels, two with brakes fitted diagonally.

CNC machine pressed & double bent stainless steel top and bottom shelf.

Top shelf with three side railings of 1/2" dia Stainless steel tubes.

Bottom shelf with four side raised edges.

Finish: Satin Mat polished.



PMT 6051-A

Instrument trolley - medium



Overall approximate size:

915mm L x 610mm W x 915mm H

Stainless steel square tube frame work

4 Nos of 100mm dia. heavy duty castor wheels, two with brakes fitted diagonally.

CNC machine pressed & double bent stainless steel top and bottom shelf.

Top shelf with three side railings of 1/2" dia Stainless steel tubes.

Bottom shelf with four side raised edges.

Finish: Satin Mat polished.

OPTIONAL SIZES AVAILABLE

PMT 6051-B 760mm L x 500mm W x 915mm H

PMT 6051-C 1070mm L x 600mm W x 915mm H (Large)

PMT 6053

Three shelves Instrument trolley

Overall approximate size:

760mm L x 500mm W x 915mm H

Stainless steel square tube frame work
 4 Nos of 100mm dia. heavy duty castor wheels, two with brakes fitted diagonally.
 CNC machine pressed & double bent stainless steel top, middle and bottom shelf.
 Top shelf with three side railings of 1/2" dia Stainless steel tubes.
 Bottom shelf with four side raised edges.

Finish: Satin Mat polished.



PMT 6055

Dressing trolley with SS bucket & SS bowl



Overall approximate size: 1000mm L x 455mm W x 915mm H

Stainless steel square tube frame work
 4 Nos of 100mm dia. heavy duty castor wheels, two with brakes fitted diagonally.
 CNC machine pressed & double bent stainless steel top and bottom shelf.
 Top shelf with three side railings of 1/2" dia Stainless steel tubes.
 Bottom shelf with four side raised edges.
 Supplied with 1 pc of removable SS bowl and 1 pc removable SS bucket

Finish: Satin Mat polished.

PMT 6073

Single bar Mayo's trolley

Overall approximate size:

560mm L x 400mm W x 780mm H to 1280mm H

- Complete stainless steel frame work.
- CNC machine pressed & double bent, removable stainless steel tray having four side raised edges
- Four nos of 50mm dia. 360°swivel castor wheels.
- Height adjustment using twist type threaded nylon knob from 780mm to 1280mm

Finish: Satin Mat polished

Supplied in freight saving construction (KDC)



PMT 6073-A

Double bar Mayo's trolley



Overall approximate size:

760 mm L x 510mm W x 850mm H to 1600mm H

Tray approximate size: 755mm L x 505mm W

- Stainless steel rectangular base frame with square tube vertical supports.
- Four nos of 50mm dia. 360°swivel castor wheels.
- CNC machine pressed & double bent stainless steel tray with four side raised edges.
- Manually height adjustment using twist type nylon threaded knob

Finish: Satin Mat polished

Supplied in freight saving construction(KDC)

PMT 7013

Monitor trolley

Overall approximate size: 640mm L x 750mm W x 1550mm H (with all accessories)

Top shelf size: 640mm L x 450mm W x 25mm H
Adjustable shelves' size: 510mm L x 450mm W x 25mm H

- CRCA rectangular base frame
- Laser machine slotted CRCA vertical supports welded with base frame
- Four nos of heavy duty 125mm dia synthetic castor wheels, two of them with breaks, diagonally fitted
- CNC machine pressed & double bent four adjustable shelves having three side raised edges and front edge downward and fixed shelf at top of trolley
- One drawer at bottom of trolley mounted on heavy duty imported sliding ball bearing channel.
- Suitable for storage of light source, monitor, printer, camera unit etc.
- IV rod provision at rear side of trolley and supplied with one SS IV rod, oxygen cylinder cage.
- Two stainless steel handles at front of trolley.
- 8 nos of 5/15amp - 230v ac 3-pin plugs.
- Two inputs with circuit breakers- one for one output and others for seven outputs.

Finish: 7 Tank pre-treated & epoxy powder coated.

Optional accessories: keyboard tray

Optional model:(PMT 7013A):

Top shelf size: 740mm L x 450mm W

Adjustable shelves' size: 610mm L x 450mm W





PMT 9006

Surgeon Stool - Height adjustable

Overall approximate size:
560mm dia. X 495mm to 635mm H

- Five pronged heavy duty mild steel strip structure
- Mounted on 50mm dia. 360° swivel non-rusting castor wheels.
- Height adjustment using gas lift mechanism attached with hand lever.
- Height adjustable cushioned back support using threaded knob
- Cushioned seat (375mm dia)

Finish: 7 Tank pre-treated & epoxy powder coated.

Supplied in Freight saving construction (KDC)



PMT 9006-A

Doctor Stool - Height adjustable

Overall approximate size:
560mm dia. X 495mm to 635mm H

- Five pronged heavy duty mild steel strip structure
- Mounted on 50mm dia. 360° swivel non-rusting castor wheels.
- Height adjustment using gas lift mechanism attached with hand lever.
- Cushioned seat (375mm dia)

Finish: 7 Tank pre-treated & epoxy powder coated.

Supplied in Freight saving construction (KDC)



PMT 6005

Step Riser - Single

Overall approximate size:
460mm L x 305mm W x 225mm H

CRCA Square tube frame work
CNC machine pressed & double bent CRCA sheet top
Legs fitted with heavy duty non-slippery PVC shoes.

Finish: 7 Tank pre-treated & epoxy powder coated.

Optional model: Complete Stainless steel (PMT 6005A)



PMT 6007

Step Riser - Double

Overall approximate size:
460mm L x 600mm W x 460mm H

CRCA Square tube frame work
CNC machine pressed & double bent CRCA sheet top
First step height – 225mm, second step height - 460mm
Legs fitted with heavy duty non-slippery PVC shoes.

Finish: 7 Tank pre-treated & epoxy powder coated.

Optional model: Complete Stainless steel (PMT 6007A)



PMT 6054

Clean Linen transfer trolley - Stainless steel

Overall approximate size:
900mm L x 460mm W x 910mm H

- Stainless steel tubular frame work
- CNC machine pressed & double bent three stainless steel shelves for clean linen storage
- Middle and bottom shelves having three side SS railings of dia ½”.
- 1 pc removable canvas bag having three side vertical supports.
- Four nos of 100mm dia castor wheels, two of them with breaks, diagonally fitted.

Finish: Satin Mat polished.

Optional model: Epoxy powder coated (PMT 6054A)

PMT 8022

Foot + IR operated surgical scrub - Three Bay



Overall approximate size:

Single Bay: 605mm L x 508mm D x 1362mm H

Two Bay: 1222mm L x 508mm D x 1362mm H

Three Bay: 1840mm L x 508mm D x 1362mm H

- CNC machine pressed & double bent Stainless steel jacketed sink area.
- Provision for Elbow type water tap / Foot operated valve with faucets or Foot operated valve with IR sensor console.
- Accessible front panels to carry out routine inspection and maintenance.
- Provision for soap dispenser.

Finish: Satin Matt buff.

Optional Accessories:

- Sliding Instrument holder tray.

Optional Model:

- Wall mounted surgical scrub sinks with ELBOW type water tap.

- Customized sinks are available upon approval of drawing.

PMT 6054-B

Soil linen trolley (Round) - Stainless steel

Overall approximate size: 510mm dia. X 915mm H

Complete Stainless steel tubular frame work
Four nos of heavy duty 50mm dia 360° swivel castor wheels.

Supplied with 1 Pc canvas bag

Finish: satin matt buff.



PMT 1220

Examination Couch - Headrest adjustable gas spring

Overall approximate size:
1840mm L x 585mm W x 820mm H

- CRCA Square tube frame work.
- CNC machine pressed & double bent, three side sheet cabinet.
- Two section 50mm thick upholstered mattress supported on 12mm thick plywood.
- Head rest adjustable on gas lift mechanism attached with lever.
- Three separate drawers mounted on easy sliding ball bearing telescopic channels.
- Three separate cabinets with doors beneath each drawer.
- In-built sliding foot step fitted with heavy duty floor protector.
- Legs supported on heavy duty floor protecting buffers.

Finish: 7 Tank pre-treated & epoxy powder coated.

Optional accessories: BP apparatus tray

Optional model : Flat top (PMT 1220A)



PMT 1220-G

Gynaec Examination Couch - Flat top

Overall approximate size:
1840mm L x 585mm W x 820mm H

- CRCA Square tube frame work.
- CNC machine pressed & double bent, three side sheet cabinet.
- Two section 50mm thick upholstered mattress supported on 12mm thick plywood.
- Three separate drawers mounted on easy sliding ball bearing telescopic channels.
- Three separate cabinets with doors beneath each drawer.
- In-built sliding foot step fitted with heavy duty floor protector.
- Legs supported on heavy duty floor protecting buffers.
- Perineal access cut at leg end with optional provision of lithotomy knee crutches holder.

Finish: 7 Tank pre-treated & epoxy powder coated.

Optional accessories: BP apparatus tray

PMT 1221

Two section Examination table

Overall approximate size:
1830 L x 610mm W x 820mm H (Without mattress)

- CRCA heavy duty tubular frame work
- Legs fitted with heavy duty floor protecting heavy duty non-slippery PVC shoes.
- CNC machine pressed & double bent CRCA sheet top in two section.
- Headrest adjustable mechanically on ratchet mechanism.

Finish: 7 Tank pre-treated & epoxy powder coated.

Optional accessories:

- Two section, 50mm thick high density foam mattress with mattress arrester belts



PMT 1221-B

Two section examination table - Deluxe

Overall approximate size: 1830mm L x 610mm w x 800mm H

CRCA rectangular top frame work

Two section high density foam upholstery

Headrest adjustable using manual hand lever.

Finish: 7 Tank pre-treated & epoxy powder coated.

Supplied in Freight saving knock down construction.



PMT 1222

Gynaec Examination table - Two section

Overall approximate size:

1830mm L x 610mm w x 820mm H

- CRCA heavy duty tubular frame work
- Legs fitted with heavy duty floor protecting heavy duty non-slippery PVC shoes.
- CNC machine pressed & double bent CRCA sheet top in two section.
- Headrest adjustable mechanically on ratchet mechanism.
- Perineal access cut at leg end with optional provision of lithotomy leg holder.
- Pair of lithotomy leg holder

Finish: 7 Tank pre-treated & epoxy powder coated.

Optional accessories:

- Two section, 50mm thick high density foam mattress with mattress arrester belts

Optional model: Complete Stainless frame work (PMT 1222A)



PMT 1223-B

Three section Obstetric Delivery table

Overall size: 1830mm L x 650mm W x 760mm H

CRCA rectangular pipe frame work.

Three section high density foam upholstered mattress platform.

Backsection, Middle section and Leg section can be adjustable using manual hand lever.

Pair of height & width adjustable lithotomy knee crutches.

Pair of adjustable stainless steel hand grips

Removable Stainless steel bowl for fluid collectin.

Finish: 7 Tank pre-treated & epoxy powder coated.

Supplied in freight saving knock down construction.

Optional model: Complete Stainless steel (PMT 1223BX)





PMT 1221-E



Examination Couch - Electric Operated

Overall approximate size: 2000mm L x 600mm W x 480mm to 860mm H

Mattress platform dimension: 2000mm L x 600mm W

CRCA rectangular heavy duty base frame work fitted with leveling knob.

Two section 75mm thick high density upholstered mattress.

Electro-mechanical actuator operated backrest & height adjustment using wired remote handset.

Backrest adjustable up to 65°

Height adjustment 480mm to 850mm (With upholstery)

CNC machine pressed & double bent drawer fitted with heavy duty imported telescopic ball bearing sliding channel at leg side.

In-built paper roll holder at leg side.

Finish: 7 Tank pre-treated & epoxy powder coated.

Supplied in Freight saving construction (KDC)

Optional accessories:

1. Foot operated control switch

Power Supply	Electric Shock protection	Liquid ingress protection	Degree of Shock protection	Rechargeable battery (Optional)	Duty cycle
Input: 100/240V~ 50/60Hz,1.5A Output: 29V, 2A	Class 1	IP 54	Type B	2x12 Volt Sealed Lead/Acid Gel	10%



PMT 1222-E

Gynaec Examination Couch (Electric Operated)

Overall approximate size:

2000mm L x 665mm W x 480mm to 860mm H

Mattress platform dimension: 2000mm L x 600mm W

CRCA rectangular heavy duty base frame work fitted with leveling knob.

Two section 75mm thick high density upholstered mattress.

Electro-mechanical actuator operated backrest & height adjustment using wired remote handset.

Backrest adjustable up to 65°

Height adjustment 480mm to 860mm (With upholstery)

In-built paper roll holder at backrest side.

Perineal access cut at leg end with optional provision of lithotomy knee crutches holder.

1 Pair of height and width adjustable, stainless steel lithotomy crutches

1 Pair of stainless steel hand grips

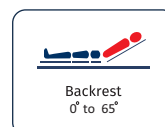
Removable stainless steel pan

Finish: 7 Tank pre-treated & epoxy powder coated.

Supplied in Freight saving construction (KDC)

Optional accessories:

1. Foot operated control switch



Power Supply	Electric Shock protection	Liquid ingress protection	Degree of Shock protection	Rechargeable battery (Optional)	Duty cycle
Input: 100/240V-50/60Hz, 1.5A Output: 29V, 2A	Class 1	IP 54	Type B	2x12 Volt Sealed Lead/Acid Gel	10%

PMT 1223 E

Reclining & Height Adjustable Chair

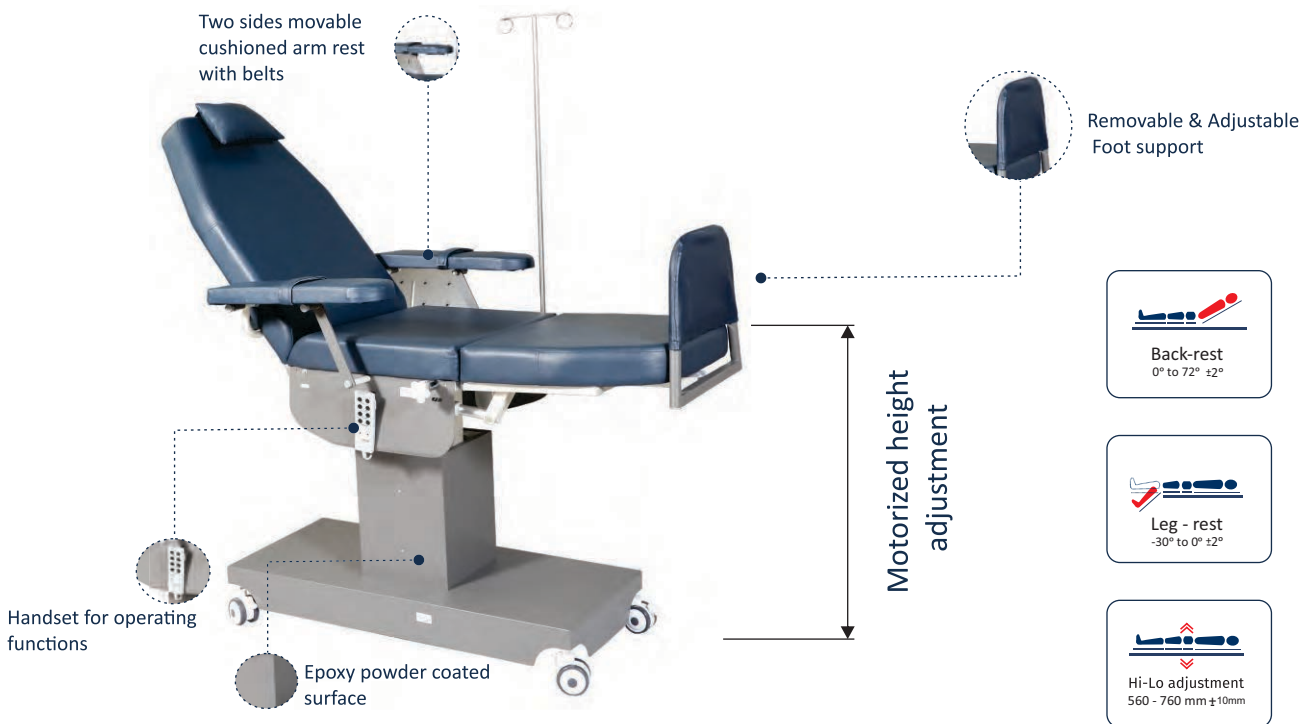
Overall dimension: 1850mm L x 910mm W

Height adjustment: 560mm to 760mm

- Multi positioning motorized with 3 motors
- Large stable base
- Height adjustment
- Chair back fully reclines to the horizontal position
- Replaceable clear protective cover over foot area



Finish : 7 Tank pre- treated & epoxy powder coated



Power Supply	Electric Shock protection	Liquid ingress protection	Degree of Shock protection
Input: 100/240V~50/60Hz,1.5A Output: 29V, 2A	Class 1	IP 54	Type B



PMT 1224-E

Motorized Labour - delivery room patient bed



Overall approximate dimension : 2140 L x 1051mm W (fully extended)

Bedding platform size: 2080mm L x 760mm W

- CRCA rectangular pipe bed frame work welded with heavy duty four corner round tubes of 14swg with plastic insets to accept head & foot panels.
- CRCA rectangular undercarriage base frame, 12swg tubular linkages with 40x10, 40x5 flats. (laser cut)
- Undercarriage base frame fitted with 125mm dia, heavy duty fully moulded synthetic grade TPR castor wheels, two of them with brakes.
- Bed frame provided with insertion points for fitting telescopic IV stand at four locations.
- Three section High pressure laminate patient lying top
- Middle section and leg section are removable
- Leg section can be telescoped under main section for lithotomy position.

Standard accessories

1. **Removable Head & foot panels** of polymer moulded material with heavy duty metal inserts.
2. **Patient safety side railings:** PP moulded “Fold-Down” two split safety side rails with angle indicator and mounted on heavy duty bracket of 25x8mm flats, fitted with gas spring assisted mechanism and operating lever.
3. **Telescopic IV stand:** Stainless steel tubular heavy duty frame work with plastic guided bush at top. Height adjustable Stainless steel IV rod having two side “RING” type hooks fitted with Nylon threaded knob.
4. Wired remote handset, control box, electro mechanical actuators
5. Push / Pull Stainless steel hand grips – 2 Pc
6. Height and width adjustable lithotomy crutches with padded upholstery.
7. Removable stainless steel baby tray

Finish: 7 Tank pre-treated & epoxy powder coated.

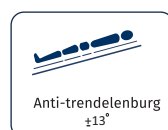
Optional accessories: (at extra cost)

1. Four high-quality twin-wheel with central locking system (free, steer and total brakes).

Optional model :

1. Crank operated Backrest, T/RT position & hydraulic foot pedal operated height adjustment, with stainless steel head & foot panels and stainless steel rod railings.

Power Supply	Electric Shock protection	Liquid ingress protection	Degree of Shock protection	Rechargeable battery (Optional)	Duty cycle
Input: 100/240V-50/60Hz,1.5A Output: 29V, 2A	Class 1	IP 54	Type B	2x12 Volt Sealed Lead/Acid Gel	10%





PMT 1223

Obstetric labour table - Complete Stainless steel

Overall approximate size: 1880mm L x 900mm W x 800mm H

Mattress platform area size: 1830 mm L x 625mm W

- Complete stainless steel heavy duty tubular under carriage base frame and rectangular tube main frame
- CNC machine pressed & double bent three section stainless steel top
- Backrest adjustable on ratchet mechanism
- Trendelenburg and anti-trendelenburg position using CNC machined crank mechanism fitted with fixed Nylon grade handle
- Leg section can be telescoped under main body section for lithotomy position
- Fixed middle section with perineal cut
- Sliding fluid collection bowl underneath leg section
- Removable stainless steel rod side railing
- Pair of stainless steel handles with grip bar
- Three section 25mm thick mattress with safety belts
- Pair of height and width adjustable stainless steel lithotomy rods with knee crutches
- Legs fitted with heavy duty floor protecting pvc shoes



Finish: Satin mat polished

Optional model:

- MS powder coated frame work with three section ss top. (PMT 1223A)

PMT 6064

Child bed with side railing

Overall approximate size:

1460mm L x 840mm W x 600mm H

Mattress platform size: 1380mm L x 760mm W

- CRCA rectangular frame work.
- CNC machine pressed & double bent CRCA perforated sheet mattress platform.
- Equal height MS head & foot bows with vertical supports (1060mm).
- Legs fitted with heavy duty floor protecting shoes.
- Full length drop down safety side railings and four location IV pole provision.
- **Finish:** 7 tank pre-treated and epoxy powder coated.
- **Optional Accessories:** 1. 100mm thick PU foam mattress
2. IV Pole.



Optional Model: Backrest adjustable on crank mechanism (PMT 6065)



PMT 6606

Baby Bassinet Trolley

Overall approximate size:

800mm L x 410mm W x 910mm H

Bassinet Size: 710mm L x 305mm W x 230mm H

- CRCA tubular frame work.
- CNC machine pressed & double bent CRCA sheet Cabinet fitted with doors.
- 4 Nos. of 100mm dia. castor wheels, two of them with breaks, diagonally fitted.

Finish: 7 tank pre-treated and epoxy powder coated.

Optional Accessories:

- 50mm thick PU foam mattress.



PMT 6607

Baby Crib on Trolley

Overall approximate size: 910mm L x 450mm W x 910mm H

Crib size: 760mm L x 380mm W x 260mm H

- CRCA tubular frame work.
- CNC machine pressed & double bent CRCA perforated sheet mattress platform.
- 4 Nos. of 100mm dia. castor wheels, two of them with breaks, diagonally fitted.

Finish: 7 tank pre-treated and epoxy powder coated.

Optional Accessories:

- 50mm thick PU foam mattress.



PMT 6604

Patient bedside stool - SS top

Overall approximate size:
305mm L x 305mm W x 500mm H

CRCA Square tube frame work with vertical angle supports at bottom
CNC machine pressed & double bent stainless steel top fitted with main frame with stainless steel rivets
Legs fitted with heavy duty non-slippery PVC shoes.

Finish: 7 Tank pre-treated & epoxy powder coated.



PMT 6605

Patient bedside stool - Complete SS

Overall approximate size:
305mm L x 305mm W x 500mm H

Stainless steel Square tube frame work with vertical Square tube supports at bottom
CNC machine pressed & double bent stainless steel top welded with main frame.
Legs fitted with heavy duty non-slippery PVC shoes.

Finish: Satin mat polished.



PMT 6607

Patient revolving stool - SS top

Overall approximate size:
330mm dia x 480mm to 680mm H

- CRCA heavy duty Tripod type frame work
- CNC machined screw mechanism for height adjustment from 480mm to 680mm
- Stainless steel top
- Legs fitted with heavy duty non-slippery PVC shoes.

Finish: 7 Tank pre-treated & epoxy powder coated.



PMT 6607-A

Patient revolving stool - Cushioned top

Overall approximate size:
330mm dia x 480mm to 680mm H

- CRCA heavy duty Tripod type frame work
- CNC machined screw mechanism for height adjustment from 480mm to 680mm
- 50mm thick cushioned top
- Legs fitted with heavy duty non-slippery PVC shoes.

Finish: 7 Tank pre-treated & epoxy powder coated.

PMT 6606

Three fold bedside screen

Overall approximate size:

2400mm L x 1680mm H (unfolded)

1220mm L x 1680mm H (folded)

- CRCA tubular frame work.
- Six nos. 50mm dia. 360° swivel, non-rusting castor wheels.
- Middle span size: 1220mm L
- Each side span size: 580mm L
- Supplied with springs and 1 pc.clothcurtain

Finish: 7 Tank pre-treated & epoxy powder coated.



PMT 6602

Bowl Stand - Two Tier

Overall approximate size:

400mm Dia. x 900mm H

- Stainless steel tubular frame work.
- 50mm dia. non-rusting castor wheels.
- Two SS bowl of approximate 375mm dia.

Finish: Satin Matt Buff

Optional Model:

- Bowl stand single tier (**PMT 6004**)



PMT 2101

Oxygen Cylinder trolley - B type

PMT 2103

Oxygen Cylinder trolley - Jumbo

Overall approximate size:

210mm L x 210mm W x 860mm H (B Type)

310mm L x 310mm W x 1350mm H (Jumbo)

CRCA heavy duty tubular frame work
100mm dia castor wheels

Finish: 7 Tank pre-treated & epoxy powder coated.



PMT 6602

**IV (Drip) stand on movable
caster base**

Overall approximate size:
560mm dia. x 1600mm H (Non-extended)

CRCA heavy duty, 25.4mm dia tubular frame work, mounted on four pronged mild steel strips base frame
Base frame fitted with four nos of 50mm dia, 360° swivel castor wheels
Height adjustable stainless steel IV rod with "Ring" type two way hooks using threaded knob
Height adjustment from 1600mm to 2380mm

Finish: 7 Tank pre-treated & epoxy powder coated frame work, satin mat polished IV rod

Supplied in freight saving construction (KDC)



PMT 6600

IV (Drip) stand on heavy base

CRCA heavy duty, 25.4mm dia tubular frame work, fitted on heavy cast iron base.

Height adjustable stainless steel IV rod using threaded knob.

Height adjustment from 1500mm to 2290mm

Height adjustable stainless steel IV rod with "Ring" type two way hooks using threaded knob

Finish: 7 Tank pre-treated & epoxy powder coated frame work, satin mat polished IV rod

Supplied in freight saving construction (KDC)



PMT 6602A


**Heavy duty IV stand on castor
base - Powder coated**

Overall approximate size: 600mm dia. x 1600mm H (Non-extended)

CRCA heavy duty, 31.75mm dia tubular frame work, mounted on rectangular five pronged castor base.
Base frame fitted with four nos of 50mm dia, 360° swivel castor wheels
Height adjustable stainless steel IV rod with "Ring" type two way hooks using threaded knob
Height adjustment from 1600mm to 2380mm

Finish: 7 Tank pre-treated & epoxy powder coated frame work, satin mat polished IV rod

Supplied in freight saving construction (KDC)



PMT 6602B

**Heavy duty IV stand on castor
base - Stainless steel**

Overall approximate size:
600mm dia. x 1600mm H
(Non-extended)

Stainless heavy duty, 31.75mm dia tubular frame work, mounted on rectangular five pronged castor base.
Base frame fitted with four nos of 50mm dia, 360° swivel castor wheels
Height adjustable stainless steel IV rod with "Ring" type two way hooks using threaded knob
Height adjustment from 1600mm to 2380mm

Finish: Satin mat polished

Supplied in freight saving construction (KDC)



PMT 7012H

Emergency & Recovery trolley - Hydraulic

Overall approximate size: 1910mm L x 700mm W (with side railings)

Approximate stretcher top area: 1830mm L x 560mm W

- CRCA rectangular under carriage base frame work fitted with heavy duty high grade synthetic moulded TPR castor wheels of 125mm dia two of them with brakes; diagonally fitted.
- Two section x-ray permeable, removable stretcher top made up of high pressure laminate sheet.
- Backrest adjustable on ratchet.
- Height adjustment from 650mm to 900mm by hydraulic pump attached with foot pedal
- Trendelenburg / anti-trendelenburg position can be achieved using gas spring assisted hand lever.
- Removable oxygen cylinder cage & storage tray
- Stainless steel sliding x-ray cassette holder
- Pair of powder coated "swing down" type safety side railings
- Synthetic rubber moulded and covered push handles at both side.
- Four location IV pole provision with 1 pc height adjustable iv stand.

Optional accessories:

- Pair of powder coated collapsible safety side railings (PMT 9004)
- Pair of stainless steel "swing down" type safety side railings (PMT 9003A)
- 25mm thick high density foam mattress of 1830mm L x 550mm W with safety belts. (MTS 0701)
-

Optional model:

- Manual crank operated backrest, Trendelenburg / Anti-Trendelenburg & height adjustment (PMT 7012-M)

Finish: 7 Tank pre-treated & epoxy powder coated





PMT 7012M

Emergency & Recovery trolley - Manual

Overall approximate size: 1910mm L x 700mm W (with side railings)

Approximate stretcher top area: 1830mm L x 560mm W

- CRCA rectangular under carriage base frame work fitted with heavy duty high grade synthetic moulded TPR castor wheels of 125mm dia two of them with brakes; diagonally fitted.
- Two section x-ray permeable, removable stretcher top made up of high pressure laminate sheet.
- Backrest adjustable on ratchet.
- Removable oxygen cylinder cage & storage tray
- Stainless steel sliding x-ray cassette holder
- Pair of powder coated "swing down" type safety side railings
- Synthetic rubber moulded and covered push handles at both side.
- Four location IV pole provision with 1 pc height adjustable iv stand.

Manual operated function: CNC machined crank mechanism fitted with double ball bearing mechanism and fixed collapsible Nylon material individual handle.

Trendelenburg and anti-trendelenburg : $\pm 12^\circ$

Height : 610mm to 870mm

Optional accessories:

- Pair of stainless steel "swing down" type safety side railings (PMT 9003A)
- 25mm thick high density foam mattress of 1830mm L x 550mm W with safety belts. (MTS 0701)

Finish: 7 Tank pre-treated & epoxy powder coated





PMT 7011

Two slide flap stretcher trolley

Overall approximate size:

2070mm L x 680mm W x 820mm H (unfolded & with side railings)

1025mm L x 680mm W x 820mm H (folded & with side railings)

- CRCA ERW heavy duty tubular frame work with horizontal supports
- Legs fitted with heavy duty 150mm dia x 38mm w castor wheels with mild steel bracket, two of them with brakes; diagonally fitted
- Fixed foldable stretcher top mounted on undercarriage tubular frame work.
- Foldable side flaps on ratchet mechanism.
- Synthetic rubber molded push/Pull handles at both side.

Finish: 7 Tank pre-treated & epoxy powder coated.

Optional accessories:

- Pair of powder coated “swing down” type safety side railings. (PMT 9003)
- Pair of stainless steel “swing down” type safety side railings (PMT 9003A)
- 25mm thick high density, two section foam mattress of 1830mm L x 550mm W with safety belts (MTS 0701)
- Stainless steel IV rod (PMT 9001)
- Removable utility tray

Optional model:

- Complete stainless steel structure and stainless steel three section top (PMT 7011A)





PMT 7010

Stretcher on trolley

Overall approximate size: 2000mm L x 560mm W x 820mm H
 Approximate stretcher top area: 1830mm L x 555mm W

- CRCA ERW heavy duty tubular frame work with horizontal supports
- Legs fitted with heavy duty 150mm dia x 38mm w castor wheels with mild steel bracket, two of them with brakes; diagonally fitted
- Removable stretcher top mounted on undercarriage tubular frame work.
- Synthetic rubber molded push/Pull handles at both side

Finish: 7 Tank pre-treated & epoxy powder coated.

Optional model:

- Complete stainless steel structure with removable stainless steel top (PMT 7010A)

Optional accessories (for PMT 7010 & 7012):

- Pair of powder coated “swing down” type safety side railings. (PMT 9003)
- Pair of stainless steel “swing down” type safety side railings (PMT 9003A)
- 25mm thick high density, two section foam mattress of 1830mm L x 550mm W with safety belts (MTS 0701)
- Stainless steel IV rod, Removable utility tray
- Oxygen cylinder cage (PMT 2101A)



PMT 7012

Stretcher on trolley - Backrest adjustable

Overall approximate size: 2000mm L x 560mm W x 820mm H

Approximate stretcher top area: 1830mm L x 555mm W

- CRCA ERW heavy duty tubular frame work with horizontal supports
- Legs fitted with heavy duty 150mm dia x 38mm w castor wheels with mild steel bracket, two of them with brakes; diagonally fitted.
- Removable & CNC machine pressed & double bent, two section stretcher top
- Backrest adjustable on ratchet
- Synthetic rubber molded push/Pull handles at both side.

Finish: 7 Tank pre-treated & epoxy powder coated.



PMT 6000

Folding wheel chair


Folding wheelchair with fixed arm and foldable footrest
 Chrome plated steel frame or Epoxy powder coated steel frame
 Superior quality wheels
 Seat width: 18 inches
 Hand brake at both side on wheels
 Push/Pull handle at rear side of trolley

Supplied in freight saving construction (KDC)

Optional Accessories

100mm thick CNC cut mattress – 2 way/ 4-way

MTS 0001




100mm thick PU form mattress in 2 cut/4 cut section

MTS 0004



MTS 0002



125mm dia. Fully moulded synthetic castor wheels – (4 Pcs- two with brakes)

CW 0125



125mm dia. Fully moulded TWIN castor wheels – (4 Pcs- two with brakes)



Telescopic IV pole (Complete SS)



Telescopic IV pole
(Powder coated outer tube with inner SS iv rod)

PMT 9000



Four corner buffers
& 100mm dia

PMT 0006



Patients record/chart holder

MS powder coated collapsible side railing + powder coated horizontal supports



PMT 9004

S.S. horizontal supports + MS powder coated side arms

PMT 9004 A



P.P. moulded side railing (2 Pcs)



PMT-PM02

P.P. moulded side railing (4 Pcs)



PMT-PM04

P.P. Head & foot panels (PPM)



Urine bag holder (welded with top frame)



PMT 0003

S.S. Head & foot panels (SSL)



Removable oxygen cylinder cage



PMT 0004

MS Powder coating Head & foot panels (EPC)




QUALITY CERTIFICATES



TECHNOLOGY OF PMT HEALTHCARE PVT LTD

- Robotic Welding & MIG welding
- Semi automatic pipe cutting
- CNC laser cut & CNC turret punching machine
- CNC bending (Sheet formation)
- Designing softwares



PMT healthcare Pvt Ltd

 Plot No, 175/3, Nr.Shree Mahalaxmi way Bridge, Cross Road,
opp.Ingersoll Rand, Phase I, GIDC Naroda, Ahmedabad, Gujarat 382330

 +91 97129 47602 | +91 8000130613  Sales@pmthealthcareindia.com

www.pmthealthcareindia.com